

## Wire-Nut® Wire Connectors

- Five color-coded models cover wire sizes from 22 to 6 AWG
- Fixed, square-wire spring creates its own threads – maintains a secure positive grip that will not relax over time
- No pre-twisting required – positive grip design provides fast, easy installation
- Deep skirt helps protect against flash-over
- Reusable for easy circuit changes and additions
- Tough, UL94V-2 flame-retardant shell rated at 105°C (221°F)
- UL Listed to 486C and CSA certified to C22.2 #188; comply with Federal Specification W-S-610E



Model	Color	Wire Combination Range	Wire Combination Range (mm)	Quantity	Cat. No.
71B®	Gray	300V 22 to 16 AWG Min. 2 #22 – Max. 2 #16	300V ,34mm <sup>2</sup> to 1,5mm <sup>2</sup> Min. 2-,34mm <sup>2</sup> Max. 3-1,5mm <sup>2</sup>	Box of 100	<b>30-071</b>
				Carton of 1,000	<b>30-171</b>
				Keg of 25,000 (loose pack)	<b>30-271</b>
				Barrel of 150,000	<b>30-871</b>
72B®	Blue	300V 22 to 14 AWG Min. 2 #22 – Max. 3 #16	300V ,34mm <sup>2</sup> to 2,5mm <sup>2</sup> Min. 2-,34mm <sup>2</sup> Max. 3-1,5mm <sup>2</sup>	Box of 100	<b>30-072</b>
				Carton of 1,000	<b>30-172</b>
				Keg of 10,000 (loose pack)	<b>30-272</b>
				Barrel of 85,000	<b>30-872</b>
73B®	Orange	600V* 22 to 14 AWG Min. 1 #18 & 2 #20 Max. 2 #14	600V* ,34mm <sup>2</sup> to 2,5mm <sup>2</sup> Min. 1-,75mm <sup>2</sup> w/1-,50mm <sup>2</sup> Max. 4-1,5mm <sup>2</sup> w/1-,50mm <sup>2</sup>	Box of 100	<b>30-073</b>
				Jar of 300	<b>30-073J</b>
				Carton of 1,000	<b>30-173</b>
				Keg of 5,000 (10 bags, 500 ea.)	<b>30-273</b>
74B®	Yellow	600V* 18 to 12 AWG Min. 2 #18 Max. 4 #14 & 1 #18	600V* ,75mm <sup>2</sup> to 4,0mm <sup>2</sup> Min. 2-,75mm <sup>2</sup> Max. 4-2,5mm <sup>2</sup> w/1-,75mm <sup>2</sup>	Keg of 10,000 (loose pack)	<b>30-673</b>
				Barrel of 50,000	<b>30-873</b>
				Box of 100	<b>30-074</b>
				Jar of 175	<b>30-074J</b>
76B®	Red	600V* 18 to 6 AWG Min. 2 #14 Max. 4 #12	600V* ,75mm <sup>2</sup> to 16,0mm <sup>2</sup> Min. 2-2,5mm <sup>2</sup> Max. 2-4,0mm <sup>2</sup>	Carton of 1,000	<b>30-174</b>
				Keg of 5,000 (10 bags, 500 ea.)	<b>30-274</b>
				Keg of 10,000 (loose pack)	<b>30-674</b>
				Barrel of 35,000	<b>30-874</b>
				Box of 100	<b>30-076</b>
				Jar of 150	<b>30-076J</b>
				Carton of 1,000	<b>30-176</b>
				Keg of 2,500 (10 bags, 250 ea.)	<b>30-276</b>
				Barrel of 15,000	<b>30-876</b>

\*1,000V maximum in fixtures and signs



## High Temperature Wire-Nut® Wire Connectors

All of the Wire-Nut® Wire Connector features plus:

- Black, thermoplastic shell designed to withstand extreme heat build-up found in high-wattage light fixtures and signs. UL Listed to 150°C (302°F)
- Four models to cover wire ranges from 22 to 12 AWG



Model	Color	Wire Combination Range	Wire Combination Range (mm)	Quantity	Cat. No.
71B®	Black	300V 22 to 16 AWG Min. 2 #22 Str Max. 2 #16	300V ,34mm <sup>2</sup> to 1,5mm <sup>2</sup> Min. 2-,34mm <sup>2</sup> Max. 2-1,5mm <sup>2</sup>	Box of 100	<b>30-3627</b>
				Carton of 1,000	<b>30-151</b>
				Keg of 25,000 (loose pack)	<b>30-251</b>
				Barrel of 150,000	<b>30-801</b>
72B®	Black	300V 22 to 14 AWG Min. 2 #22 Max. 3 #16	300V ,34mm <sup>2</sup> to 2,5mm <sup>2</sup> Min. 2-,34mm <sup>2</sup> Max. 3-1,5mm <sup>2</sup>	Box of 100	<b>30-3628</b>
				Carton of 1,000	<b>30-152</b>
				Keg of 10,000 (loose pack)	<b>30-252</b>
				Barrel of 85,000	<b>30-802</b>
73B®	Black	600V* 22 to 14 AWG Min. 1 #18 w/1 #20 Max. 4 #16 & 1 #20	600V* ,34mm <sup>2</sup> to 2,5mm <sup>2</sup> Min. 1-,75mm <sup>2</sup> w/1-,50mm <sup>2</sup> Max. 4-1,5mm <sup>2</sup> w/1-,50mm <sup>2</sup>	Box of 100	<b>30-3629</b>
				Carton of 1,000	<b>30-153</b>
				Keg of 10,000 (loose pack)	<b>30-253</b>
				Barrel of 50,000	<b>30-803</b>
59B®	Black	600V* 22 to 12 AWG Min. 2 #20 Max. 3 #14	600V* ,34mm <sup>2</sup> to 4,0mm <sup>2</sup> Min. 2-,5mm <sup>2</sup> Max. 3-2,5mm <sup>2</sup>	Box of 100	<b>30-059</b>
				Carton of 1,000	<b>30-159</b>
				Keg of 5,000 (loose pack)	<b>30-259</b>
				Barrel of 35,000	<b>30-809</b>


\*1,000V maximum in fixtures and signs



## Wing-Nut® Wire Connectors

- Three color-coded models cover a full range of wire sizes from 18 to 6 AWG
- Specially designed contoured wings provide a secure grip for extra leverage on maximum wire combinations
- Live-action spring expands to accept wire shape and size with no pre-twisting required
- Square-wire spring threads directly onto conductors for fast, secure connections
- Deep skirt helps protect against flash-over and turned-back strands for maximum dielectric protection
- Tough, UL 94V-2 flame-retardant shell rated at 105°C (221°F)
- UL Listed to 486C and CSA Certified to C22.2 #188; comply with Federal Specification W-S-610E




Model	Color	Wire Combination Range	Wire Combination Range (mm)	Quantity	Cat. No.
451®	Yellow	600V* 18 to 10 AWG Min. 2 #18 Max. 3 #12	600V* ,75mm <sup>2</sup> to 6,0mm <sup>2</sup> Min. 2-,75mm <sup>2</sup> Max. 3-4,0mm <sup>2</sup>	Box of 100	<b>30-451</b>
				Jar of 225	<b>30-451J</b>
				Jar of 500	<b>30-651J</b>
				Carton of 1,000	<b>30-551</b>
				Keg of 5,000 (10 bags, 500 ea.)	<b>30-651</b>
				Barrel of 35,000	<b>30-851</b>
452®		600V* 18 to 8 AWG <b>Min. 2 #18</b> <b>Max. 4 #10</b>	600V* ,75mm <sup>2</sup> to 10,0mm <sup>2</sup> Min. 2-,75mm <sup>2</sup> Max. 4-6,0mm <sup>2</sup>	Box of 100	<b>30-452</b>
				Jar of 300	<b>30-452J</b>
				Jar of 500	<b>30-652J</b>
				Carton of 1,000	<b>30-552</b>
				Keg of 5,000 (10 bags, 500 ea.)	<b>30-652</b>
				Barrel of 25,000	<b>30-852</b>
454®	Blue	600V* 14 to 6 AWG Min. 3 #12 Max. 1 #6 & 2 #8	600V* 2,5mm <sup>2</sup> to 16,0mm <sup>2</sup> Min. 3-4,0mm <sup>2</sup> Max. 2-16,0mm <sup>2</sup> w/1-4,0mm <sup>2</sup>	Box of 25	<b>30-454</b>
				Carton of 250	<b>30-554</b>
				Keg of 1,000 (10 bags, 100 ea.)	<b>30-654</b>
				Barrel of 10,000	<b>30-854</b>

\*1,000V maximum in fixtures and signs



## Greenie® Grounding Wire Connectors

- Designed for making ground connections and bonding non-metallic sheathed cable
- Contoured wings for maximum leverage
- Live-action, square-wire spring provides superior grounding connections
- Tough, UL 94V-2 flame-retardant shell
- UL Listed to 467 and CSA Certified to C22.2 #188; comply with Federal Specification W-S-610E



Model	Color	Wire Combination Range	Wire Combination Range (mm)	Quantity	Cat. No.
92®	Green	14 to 10 Min. 2 #14 Max. 4 #12	2,5mm <sup>2</sup> to 6,0mm <sup>2</sup> Min. 2-2,5mm <sup>2</sup> Max. 2-4,0mm <sup>2</sup> w/1-2,5mm <sup>2</sup>	Box of 100	<b>30-092</b>
				Jar of 150	<b>30-092J</b>
				Carton of 1,000	<b>30-192</b>
				Keg of 5,000 (10 bags, 500 ea.)	<b>30-292</b>
				Barrel of 25,000	<b>30-992</b>

**Greenie® Grounding Connector fully meets the intent of the N.E.C. and specifically aids in compliance with the following:**

### ARTICLE 250: GROUNDING

- 250-146 Connecting Receptacle Grounding Terminal to Box
- 250-148 Continuity and Attachment of Equipment Grounding Conductors to Boxes
  - (B) Grounding continuity
  - (D) Nonmetallic boxes



## Twister® Wire Connectors

- Exceptional wire-range capacity – three models handle wire combinations from as small as 22 AWG to as large as 6 AWG
- Ribbed cap provides a secure grip and fast fingertip starts
- Swept wings offer extra leverage and less effort for large wire combinations
- Hexagonal shape accommodates standard nutdriver for tool installation
- Live-action, square-wire spring locks onto wire for safe, secure connections
- Deep skirt helps protect against flash-over and turned-back strands for maximum dielectric protection
- Tough, UL 94V-2 flame-retardant shell rated at 105°C (221°F)
- UL Listed to 486C and CSA Certified to C22.2 #188; comply with Federal Specification W-S-610E



Model	Color	Wire Combination Range	Wire Combination Range (mm)	Quantity	Cat. No.
340®	Lt. Blue	600V* 22 to 10 AWG Min. 2 #22 Max. 3 #12	600V* ,34mm <sup>2</sup> to 4,0mm <sup>2</sup> Min. 2-,34mm <sup>2</sup> Max. 3-4,0mm <sup>2</sup>	Box of 100	<b>30-340</b>
				Jar of 500	<b>30-640J</b>
				Barrel of 35,000	<b>30-840</b>
341®	Tan	600V* 22 to 8 AWG Min. 3 #22 Max. 3 #10	600V* ,34mm <sup>2</sup> to 10,0mm <sup>2</sup> Min. 3-,34mm <sup>2</sup> Max. 3-6,0mm <sup>2</sup>	Box of 100	<b>30-341</b>
				Jar of 400	<b>30-441J</b>
				Jar of 750	<b>30-341J</b>
				Carton of 1,000	<b>30-541</b>
				Keg of 5,000 (10 bags, 500 ea.)	<b>30-641</b>
342®	Gray	600V* 18 to 6 AWG Min. 3 #14 Max. 2 #8 w/2 #12	600V* ,75mm <sup>2</sup> to 10,0mm <sup>2</sup> Min. 3-2,5mm <sup>2</sup> Max. 2-10,0mm <sup>2</sup> w/2-4,0mm <sup>2</sup>	Barrel of 25,000	<b>30-841</b>
				Box of 50	<b>30-342</b>
				Keg of 2,500 (10 bags, 250 ea.)	<b>30-642</b>
				Barrel of 15,000	<b>30-842</b>


\*1,000V maximum in fixtures and signs



## Twister® Wire Connectors PRO

- The **widest red/yellow wire range** in the industry; min. 2 #18 to max. 4 #10
- SureGrip™ overmolding provides better grip for improved leverage, more torque and faster connections
- Comfortable swept wings designed to help reduce hand fatigue
- Expanding square-wire spring provides a secure connection every time
- Tough, UL 94V-2 flame-retardant shell rated at 105°C (221°F)
- UL Listed to 486C and CSA Certified to C22.2 #188; comply with Federal Specification W-S-610E



Model	Color	Wire Combination Range	Wire Combination Range (mm)	Quantity	Cat. No.
344®	Red/Yellow 	600V* 22 to 8 AWG <b>Min. 2 #18</b> <b>Max. 4 #10</b>	600V* ,34mm <sup>2</sup> to 10,0mm <sup>2</sup> Min. 2-,75mm <sup>2</sup> Max. 4,0-6,0mm <sup>2</sup>	Box of 50	<b>30-144</b>
				Jar of 250	<b>30-244J</b>
				Jar of 500	<b>30-644J</b>
				Barrel of 20,000	<b>30-944</b>


\*1,000V maximum in fixtures and signs



## WeatherProof™ and UnderGround™ Wire Connectors

- Silicone-based sealant protects against moisture and corrosion
- UL Listed to 486D for use in damp/wet locations or direct burial
- Easy to apply, pre-filled twist-on wire connectors
- Handles wire sizes from #22 to #6 copper conductors
- Tough, UL 94V-2 flame-retardant shell rated at 105°C (221°F)
- UL Listed to 486C and CSA Certified to C22.2 #188; comply with Federal Specification W-S-610E

*The silicone-based sealant protects electrical connections against harsh conditions, eliminating the need for heat-shrink or excessive taping.*



Wire Connectors

**WeatherProof™** – suitable for interior and exterior electrical connections exposed to rain or damp conditions.

**UnderGround™** – suitable for use in a wide variety of direct burial and wet location electrical connections.



### WeatherProof™ Wire Connectors

Model	Color	Wire Combination Range	Wire Combination Range (mm)	Quantity	Cat. No.
61	Blue/Orange	600V* 22 to 14 AWG Min. 2 #20 Max. 2 #14	600V* ,34mm <sup>2</sup> to 4,0mm <sup>2</sup> Min. 2-,5mm <sup>2</sup> Max. 2-2,5mm <sup>2</sup>	Card of 6	<b>30-061</b>
				Card of 25	<b>30-161</b>
				Box of 100	<b>30-261</b>
				Box of 1,000	<b>30-361</b>
62	Blue/Red	600V* 18 to 8 AWG Min. 2 #18 Max. 3 #10	600V* ,75mm <sup>2</sup> to 10,0mm <sup>2</sup> Min. 2-,75mm <sup>2</sup> Max. 3-6,0mm <sup>2</sup>	Card of 5	<b>30-062</b>
				Card of 20	<b>30-162</b>
				Box of 100	<b>30-262</b>
				Box of 1,000	<b>30-362</b>
63	Blue/Dr. Blue	600V* 16 to 6 AWG Min. 2 #14 Max. 2 #8 & 1 #10	600V* 1,5mm <sup>2</sup> to 16,0mm <sup>2</sup> Min. 2-2,5mm <sup>2</sup> Max. 2-10,0mm <sup>2</sup> w/1-6,0mm <sup>2</sup>	Card of 3	<b>30-063</b>
				Card of 15	<b>30-163</b>
				Box of 100	<b>30-263</b>
				Box of 1,000	<b>30-363</b>



### UnderGround™ Wire Connectors

Model	Color	Wire Combination Range	Wire Combination Range (mm)	Quantity	Cat. No.
60	Blue/Blue	600V* 20 to 10 AWG Min. 1 #20 w/1 #18 Max. 1 #10 & 2 #12	600V* ,5mm <sup>2</sup> to 6,0mm <sup>2</sup> Min. 1-,5mm <sup>2</sup> w/1,75mm <sup>2</sup> Max. 1-6,0mm <sup>2</sup> w/2-4,0mm <sup>2</sup>	Card of 2	<b>30-060</b>
				Card of 10	<b>30-760</b>
				Box of 25	<b>30-160</b>
				Box of 100	<b>30-260</b>
64	Blue/Dk. Blue	600V* 18 to 8 AWG Min. 2 #18 Max. 3 #10	600V* ,75mm <sup>2</sup> to 10,0mm <sup>2</sup> Min. 2-,75mm <sup>2</sup> Max. 3-6,0mm <sup>2</sup>	Box of 1,000	<b>30-360</b>
				Card of 2	<b>30-064</b>
				Card of 10	<b>30-764</b>
				Box of 50	<b>30-264</b>
66	Blue/Dk. Blue	600V* 14 to 6 AWG Min. 3 #12 Max. 2 #6 w/1 #10	600V* 2,5mm <sup>2</sup> to 16,0mm <sup>2</sup> Min. 3 - 4,0mm <sup>2</sup> Max. 2 - 16,0mm <sup>2</sup> w/1-6,0mm <sup>2</sup>	Box of 1,000	<b>30-364</b>
				Card of 2	<b>30-066</b>
				Card of 6	<b>30-766</b>
				Box of 50	<b>30-266</b>





## Utility Wire Connectors




- Connects underground gas tracer lines providing superior protection
- Moisture and corrosion resistant, pre-filled with non-hardening, 100% silicone
- #20 - 8 AWG wire range capacity
- UL Listed to direct burial test standard 486D up to 600V maximum voltage

Model	Color	Wire Combination Range	Wire Combination Range (mm)	Quantity	Cat. No.
60	Yellow	600V* 20 to 10 AWG Min. 1 #20 w/1 #18 Max. 1 #10 & 2 #12	600V* ,5mm <sup>2</sup> to 6,0mm <sup>2</sup> Min. 1-,5mm <sup>2</sup> w/1 ,75mm <sup>2</sup> Max. 1-6,0mm <sup>2</sup> w/2-4,0mm <sup>2</sup>	Box of 25	<b>30-160Y</b>
				Box of 1,000	<b>30-360Y</b>
64	Yellow	600V* 18 to 8 AWG Min. 2 #18 Max. 3 #10	600V* ,75mm <sup>2</sup> to 10,0mm <sup>2</sup> Min. 2-,75mm <sup>2</sup> Max. 3-6,0mm <sup>2</sup>	Box of 25	<b>30-164Y</b>
				Box of 1,000	<b>30-364Y</b>



## Twister® Al/Cu Wire Connectors

- Only aluminum-to-copper twist-on connector specifically designed to guarantee a secure connection while preventing aluminum corrosion
- Specially formulated corrosion-resistant compound penetrates corrosion build-up on aluminum conductors for increased conductivity and cooler connections
- Compact, one-piece design features ribbed cap, swept wings and hexagonal head for easy installation by hand or with standard nutdriver
- Live-action, square-wire spring expands and contracts with aluminum wire
- Deep skirt provides maximum dielectric strength
- Tough, UL 94V-2 flame-retardant shell rated at 105°C (221°F)
- Comply with N.E.C. Section #110-14(b) for aluminum-to-copper connections; UL Listed to 486C and CSA Certified to C22.2 #188; complies with Federal Specification W-S-610E
- UL Listed to 467 for grounding and bonding



Model	Color	Wire Combination Ranges	Quantity	Cat. No.
65	Purple	1 #10 Al solid w/1 or 2 #10 Cu solid 1 #10 Al w/1 or 2 #12 Cu 2 #10 Al solid w/1 #12 Cu 1 #10 Al w/1 or 2 #14 Cu 2 #10 Al solid w/1 #14 Cu 2 #12 Al solid w/1 #10 Cu 1 #12 Al solid w/1 or 2 #10 Cu 1 #12 Al stranded w/1 or 2 #10 Cu solid 1 #12 Al w/1 or 2 #12 Cu 2 #12 Al solid w/1 #12 Cu	Card of 2	<b>30-065</b>
			Card of 10	<b>30-765</b>
			Card of 25	<b>30-165</b>
			Box of 100	<b>30-265</b>
			Carton of 1,000	<b>30-365</b>

600V maximum building wire; 1,000V signs or light fixtures

### WARNING:


1. One time use only. Do not reuse connector.
2. Do not use on aluminum to aluminum wire combinations.
3. Wiring must comply with all applicable electrical codes.
4. Contact IDEAL or visit IDEAL website for a complete list of UL Listed wire combinations.





## Wire-Nut® Wire Connector Sockets

- Speeds installation of Wire-Nut® Wire Connectors
- Fit any pneumatic or electric tool with a 1/4 in. chuck or drive socket



For Connector Models	Cat. No.
71B®, 71B® Black, 72B® & 72B® Black	30-903
73B® & 73B® Black	30-904
59B®	30-905
74B®, 76B® & 59B®	30-906

## Wire-Nut® Wire Connector Wrench

- Speeds installation of Wire-Nut® Wire Connectors
- Excellent leverage helps reduce fatigue



For Connector Models	Cat. No.
73B®, 74B® & 76B®	H-632

## Spin-Twist® Wire Connector Socket

- Speeds installation of IDEAL and BUCHANAN Wire Connectors
- For use with electric corded or cordless drill drivers
- 1/4 in. chuck fits most drills or drive sockets



For Connector Models	Cat. No.
Wire-Nut®, Wing-Nut®, Twister®, B-CAP® & WingTwist™	30-902

## 7-in-1 Twist-a-Nut™ Screwdriver

- Facilitates installation of connectors
- Universal Wire-Nut® Wire Connector Wrench in handle
- Accepts most twist-on connectors



Description	Cat. No.
7-in-1 Twist-a-Nut™ Screwdriver	35-908

## 9-in-1 Ratch-a-Nut™ Screwdriver

- Ratcheting wire connector wrench speeds installation of wire connectors
- Premium screwdriver ratchet mechanism can handle high torque without fatigue



Description	Cat. No.
9-in-1 Ratch-a-Nut™ Screwdriver	35-988

## Ratch Wrench

- Speeds installation of B-CAP® Wire Connectors
- Either end accepts 1/4-in. drive for tight-spot wire splicing



For Connector Models	Cat. No.
B1, B2 & B4	BR-5

## High-Speed Wire Connector Chuck


- Cordless screwdriver adapter for installing B-CAP® Wire Connectors



For Connector Models	Cat. No.
B1, B2 & B4	HSC-1

## Nutmaster® Nutdrivers


- Speeds installation of Twister® Wire Connectors
- Nickel/chrome plated to resist rust and corrosion
- Cushioned rubber grip



For Connector Models	Cat. No.
341®, 5/16 in. Driver	35-292
342®, 7/16 in. Driver	35-295

## Twist-a-Nut™ Pro Electrician's Screwdrivers





- Convenient Wire-Nut® Wrench in end of handle
- Wire-looping hole in handle
- Vapor-blasted tip prevents plate chipping
- Tough, chrome vanadium steel shank
- Precision ground tip provides secure fit in screw slot




For Connector Models	Cat. No.
#2 x 6 Robertson	30-330
1/4 in. x 4 in. Slotted	30-331
#2 x 4 in. Phillips	30-332
1/4 in. x 6 in. Slotted Cabinet Tip	30-333

## Ordering Guide







### Twister® Wire Connectors

Model	Quantity	Cat. No.
 340° Lt. Blue	Box of 100	<b>30-340</b>
	Jar of 500	<b>30-640J</b>
	Barrel of 35,000	<b>30-840</b>
 341° Tan	Box of 100	<b>30-341</b>
	Jar of 400	<b>30-441J</b>
	Jar of 750	<b>30-341J</b>
	Keg of 5,000 (10 bags, 500 ea.)	<b>30-641</b>
 342° Gray	Box of 50	<b>30-342</b>
	Keg of 2,500 (10 bags, 250 ea.)	<b>30-642</b>
 344° Red/Yellow	Box of 50	<b>30-144</b>
	Jar of 250	<b>30-244J</b>
	Jar of 500	<b>30-644J</b>
	Barrel of 20,000	<b>30-944</b>





### Twister® Al/Cu Wire Connectors

Model	Quantity	Cat. No.
 65 Purple	Card of 2	<b>30-065</b>
	Card of 10	<b>30-765</b>
	Card of 25	<b>30-165</b>
	Box of 100	<b>30-265</b>
	Carton of 1,000	<b>30-365</b>




### Wire-Nut® Wire Connectors

Model	Quantity	Cat. No.
 71B° Gray	Box of 100	<b>30-071</b>
	Keg of 25,000 (loose pack)	<b>30-271</b>
	Barrel of 150,000	<b>30-871</b>
 72B° Blue	Box of 100	<b>30-072</b>
	Keg of 10,000 (loose pack)	<b>30-272</b>
 73B° Orange	Box of 100	<b>30-073</b>
	Jar of 300	<b>30-073J</b>
 73B° Orange	Keg of 5,000 (10 bags, 500 ea.)	<b>30-273</b>
	Barrel of 50,000	<b>30-873</b>
	Box of 100	<b>30-074</b>
 74B° Yellow	Jar of 175	<b>30-074J</b>
	Keg of 5,000 (10 bags, 500 ea.)	<b>30-274</b>
	Barrel of 35,000	<b>30-874</b>
 76B° Red	Box of 100	<b>30-076</b>
	Keg of 2,500 (10 bags, 250 ea.)	<b>30-276</b>
	Barrel of 15,000	<b>30-876</b>


### Wing-Nut® Wire Connectors

Model	Quantity	Cat. No.
 451° Yellow	Box of 100	<b>30-451</b>
	Jar of 225	<b>30-451J</b>
	Jar of 500	<b>30-651J</b>
	Keg of 5,000 (10 bags, 500 ea.)	<b>30-651</b>
	Barrel of 35,000	<b>30-851</b>
 452° Red	Box of 100	<b>30-452</b>
	Jar of 300	<b>30-452J</b>
	Jar of 500	<b>30-652J</b>
	Keg of 5,000 (10 bags, 500 ea.)	<b>30-652</b>
 454° Blue	Barrel of 25,000	<b>30-852</b>
	Box of 25	<b>30-454</b>
 454° Blue	Keg of 1,000 (10 bags, 100 ea.)	<b>30-654</b>

### B-CAP® Wire Connectors

Model	Quantity	Cat. No.
 B1 Yellow	Box of 100	<b>B1-1</b>
	Jar of 250	<b>B1-250JR</b>
	Jar of 500	<b>B1-500JR</b>
	Keg of 5,000 (10 bags, 500 ea.)	<b>B1-B</b>
	Barrel of 25,000	<b>B1-SK</b>
 B2 Red	Box of 100	<b>B2-1</b>
	Jar of 350	<b>B2-350JR</b>
	Jar of 500	<b>B2-500JR</b>
	Keg of 5,000 (10 bags, 500 ea.)	<b>B2-B</b>
 B2 Red	Barrel of 25,000	<b>B2-SK</b>
	Box of 25	<b>B4-1</b>
	Keg of 2,500 (10 bags, 250 ea.)	<b>B4-B</b>







### B-Twist™ Wire Connectors

Model	Quantity	Cat. No.
 BT2™ Red	Box of 100	<b>BT2-1</b>
	Jar of 500	<b>BT2-500JR</b>
	Barrel of 25,000	<b>BT2-SK</b>

### WingTwist™ Wire Connectors

Model	Quantity	Cat. No.
 WT51 Yellow	Box of 100	<b>WT51-1</b>
	Bag of 500	<b>WT51-B</b>
	Jar of 500	<b>WT51-500JR</b>
	Barrel of 25,000	<b>WT51-SK</b>
 WT41 Tan	Box of 100	<b>WT41-1</b>
	Bag of 500	<b>WT41-B</b>
	Jar of 500	<b>WT41-500JR</b>
	Barrel of 25,000	<b>WT41-SK</b>
 WT52 Red	Box of 100	<b>WT52-1</b>
	Bag of 500	<b>WT52-B</b>
	Jar of 500	<b>WT52-500JR</b>
 WT52 Red	Barrel of 25,000	<b>WT52-SK</b>
	Box of 50	<b>WT54-1</b>
 WT54 Blue	Bag of 100	<b>WT54-B</b>

### WireTwist™ Wire Connectors

Model	Quantity	Cat. No.
 WT1 Gray	Box of 100	<b>WT1-1</b>
	Keg of 10,000 (20 bags, 500 ea.)	<b>WT1-B</b>
	Keg of 50,000	<b>WT1-SK</b>
 WT2 Blue	Box of 100	<b>WT2-1</b>
	Keg of 10,000 (20 bags, 500 ea.)	<b>WT2-B</b>
	Keg of 50,000	<b>WT2-SK</b>
 WT3 Orange	Box of 100	<b>WT3-1</b>
	Keg of 10,000 (20 bags, 500 ea.)	<b>WT3-B</b>
 WT3 Orange	Barrel of 50,000	<b>WT3-SK</b>
	Box of 100	<b>WT4-1</b>
 WT4 Yellow	Keg of 10,000 (20 bags, 500 ea.)	<b>WT4-B</b>
	Barrel of 25,000	<b>WT4-SK</b>
	Box of 100	<b>WT6-1</b>
 WT6 Red	Keg of 5,000 (20 bags, 250 ea.)	<b>WT6-B</b>
	Barrel of 25,000	<b>WT6-SK</b>

Other package configurations available.  
Please contact IDEAL or your local  
IDEAL distributor for more information.