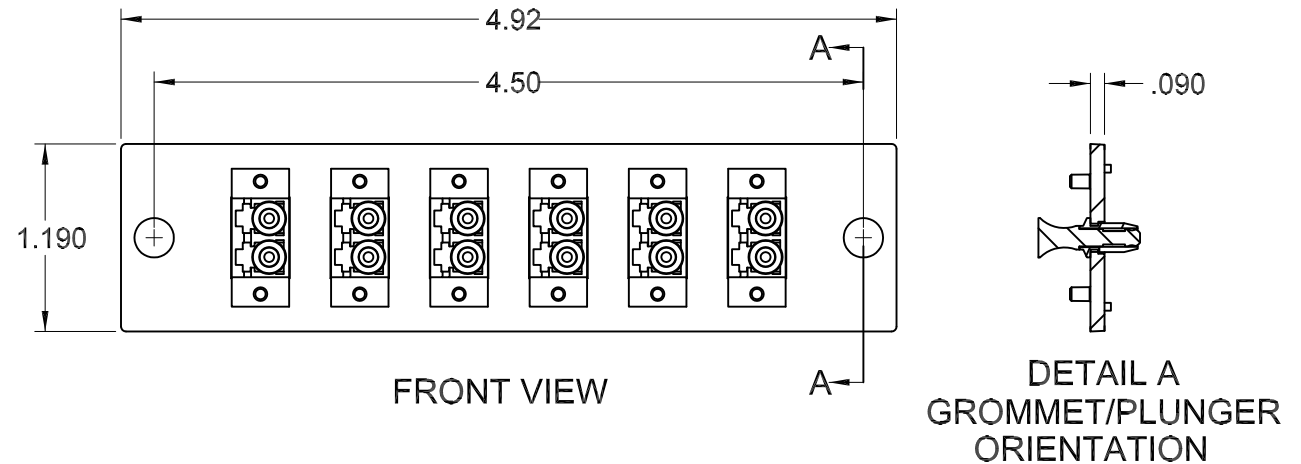
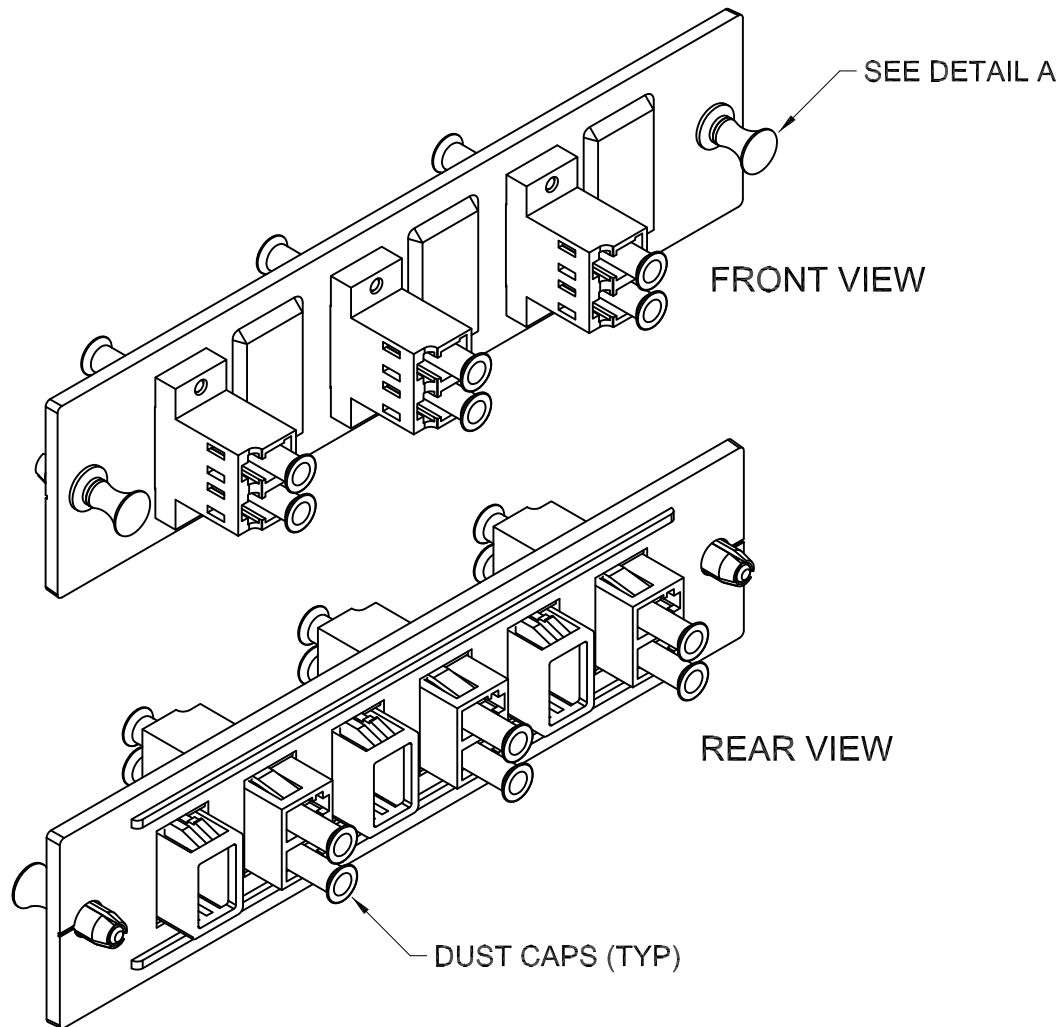


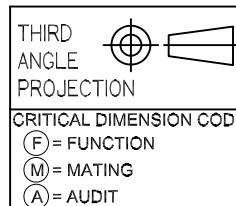
REVISION HISTORY					
REV	SHT	DESCRIPTION	DATE	ECN	CHECKED
A	ALL	RELEASE NEW	6/2/06	NEW	RBS
G	-	ADDED: MORE 6 PORT DUAL LC ADAPTER OPTIONS	1/26/12	-	RBS



616SMDLCAPC	ADAPTER PLATE ASSY, DLCAPCX3, SM, 6 PORT, OCC
616SMDLC	ADAPTER PLATE ASSY, DLCX3, SM, 6 PORT, OCC
616MMDLC	ADAPTER PLATE ASSY, DLCX3, MM, 6 PORT, OCC
616DLC50G	ADAPTER PLATE ASSY, DLCX3, 50/125µm 10 GIG, 6 PORT, OCC
616DLC	ADAPTER PLATE ASSY, DLCX3, SM/MM, 6 PORT, OCC
OCC PART NO.	DESCRIPTION


NOTES: UNLESS OTHERWISE SPECIFIED.

- EACH FIBER ADAPTER KIT IS SUPPLIED WITH COMPONENTS SHOWN.
- ADAPTER SPECIFICATIONS (MULTIMODE) 50µm, 50µm 10 GIG, 62.5µm
INSERTION LOSS (AVERAGE): PHOSPHOR BRONZE SLEEVE: ≤ 0.3 dB MAX.
SLEEVE/FERRULE WITHDRAWAL FORCE: 2.0N ~ 5.9N (200gf ~ 600gf)
- ADAPTER SPECIFICATIONS (SINGLEMODE)
INSERTION LOSS (AVERAGE): ZIRCONIA CERAMIC SLEEVE: ≤ 0.2 dB MAX.
SLEEVE/FERRULE WITHDRAWAL FORCE: 2.0N ~ 5.9N (200gf ~ 600gf)



UNCONTROLLED COPY	
UNLESS OTHERWISE SPECIFIED DIMENSIONS ARE IN INCHES. TOLERANCES: FRACTIONS ±1/32" ANGLES ±1/2° 3 PLACE DECIMALS ±.005" 2 PLACE DECIMALS ±.01"	THIS DRAWING AND THE DESIGN SHOWN ARE THE PROPERTY OF OPTICAL CABLE CORPORATION AND MAY NOT BE USED AS THE BASIS FOR MANUFACTURE OR SALE WITHOUT SPECIFIC WRITTEN PERMISSION OF OPTICAL CABLE CORPORATION.
MATERIAL SEE BILL OF MATERIAL	FINISH SEE BILL OF MATERIAL

DRAWN	D.A.HOLBERT	DATE	6/2/06
CHECKED	R.B.SMITH	DATE	6/6/06
ENGINEER	J.YANIK	DATE	6/2/06
APPROVED	R.B.SMITH	DATE	1/26/12
PREVIOUS DWG			
NEXT DWG	FILENAME	C:107708G.DFT	



5290 Concourse Drive
 Roanoke, VA 24019
 Phone: 800-622-7711
 Fax: 540-265-0724
 www.occfiber.com

DWG TITLE				CUSTOMER DRAWING, ADAPTER PLATE ASSY, DUAL LCX3, 6 PORT, OCC	
SIZE	B	DWG NO.	C107708		REV
					G
SCALE:	NONE	SHEET	1 OF 1		