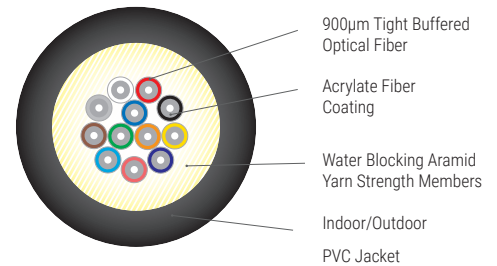
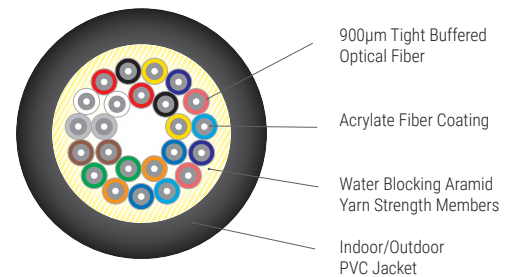


Offering the durability you expect from OCC, these distribution cables provide all of the indispensable elements needed for Indoor and Indoor/Outdoor commercial applications, while providing great value. Manufactured with Indoor/Outdoor grade flame retardant PVC for riser applications.

12 FIBER DZ-SERIES CABLE



24 FIBER DZ-SERIES CABLE



CABLE CHARACTERISTICS

JACKET COLOR	Aqua, Black, Orange, and Yellow
JACKET MATERIAL	Indoor / Outdoor PVC
BUFFER MATERIAL	Low Smoke PVC

MECHANICAL AND ENVIRONMENTAL CHARACTERISTICS

MECHANICAL PERFORMANCE PER	ICEA S-104-696
OPERATING TEMPERATURE	-40°C to +70°C
STORAGE TEMPERATURE	-40°C to +70°C
INSTALLATION TEMPERATURE (ACTUAL TEMPERATURE OF CABLE)	-10°C to +60°C
FLAME RETARDANCY	UL Listed Type OFNR and FT4 (CSA C22.2 no. 232)

CABLE CHARACTERISTICS

FIBER COUNT	DIAMETER MM (IN)	WEIGHT KG/KM (LBS/1,000FT)	TENSILE LOAD		MINIMUM BEND RADIUS	
			INSTALLATION N (LBS)	OPERATIONAL N (LBS)	INSTALLATION CM (IN)	LONG-TERM CM (IN)
4	5.3 (0.210)	28 (19)	660 (150)	200 (45)	10.6 (4.2)	5.3 (2.1)
6	5.3 (0.210)	28 (19)	660 (150)	200 (45)	10.6 (4.2)	5.3 (2.1)
8	5.3 (0.210)	33 (22)	660 (150)	200 (45)	10.6 (4.2)	5.3 (2.1)
12	6.7 (0.26)	37 (25)	660 (150)	200 (45)	13.4 (5.3)	6.7 (2.6)
18	7.9 (0.310)	48 (32)	1320 (300)	400 (90)	15.8 (6.2)	7.9 (3.1)
24	7.9 (0.310)	54 (36)	1320 (300)	400 (90)	15.8 (6.2)	7.9 (3.1)

OCC ROANOKE, VA

Corporate Headquarters and Fiber Optic Cable Manufacturing Facility
5290 Concourse Drive
Roanoke, VA 24019 USA
540.265.0690 or 800.622.7711

OCC DALLAS, TX

Harsh Environment and Specialty Connectivity Manufacturing Facility
1700 Capital Avenue, Suite 150
Plano, TX 75074 USA
972.509.1500 or 877.509.1500

OCC ASHEVILLE, NC

Enterprise Connectivity Manufacturing Facility
33 Superior Way
Swannanoa, NC 28778 USA
828.298.2260 or 800.880.7674

VISIT US AT
OCCFIBER.COM

LASER GRADE FIBER PERFORMANCE

Fiber Code ⁷	Industry Standard Designation	Core/Cladding Diameter (µm)	Numeric Aperture	Wavelength (nm)	Gigabit Ethernet Distance (m)	10-Gigabit Ethernet Distance (m)	Max. Cabled Attenuation (dB/km)	Minimum Laser EMB Bandwidth* (MHz-km)	Minimum OFL LED Bandwidth** (MHz-km)
WLS	OM1 ISO/IEC 11801	62.5/125	0.275	850/1310	300/600	33/300 ¹	3.5/1.5	220/500	200/500
ALT	Laser Optimized OM3 Bend Insensitive ISO/IEC 11801	50/125	0.20	850/1310	1000/600	300/300 ²	3.0/1.0 ³	2000/500	1500/500
ALE	Laser Optimized OM4 Bend Insensitive ISO/IEC 11801	50/125	0.20	850/1310	1040/600	550/300 ²	3.0/1.0 ³	4700/500	3500/500
SLX	Low Water Peak Single-Mode ITU-T G.652.D	9/125	-	1310/1550	5 km ⁴	10 km ⁵	0.5/0.5	-	-

* Minimum Laser Effective Modal Bandwidth (EMB)

** For backward compatibility to LED based systems, overfilled launch (OFL)

[^] 1310 nm CWDM lasers (10GBASE-LX4)

¹ Reach assuming 3.0 dB maximum cabled attenuation at 850 nm and 1.3 dB total connection and splice loss

² Supports 220 meter 10GBASE-LRM distance, or 300 meter 10GBASE-LRM distance with 300 meter capable equipment

³ 3.5/1.5 dB/km maximum attenuation applies for DX-Series cables greater than 36 fibers, and for all DX-Series cables with armor (corrugated steel tape or interlocked armor) or any other secondary outer jacketing


⁴ 10 km for 1310 nm 1000BASE-LX10, and 5 km for 1310 nm 1000BASE-LX

⁵ 10 km for 1310 nm 10GBASE-LR, and 40 km for 1550 nm 10GBASE-ER

⁶ Typical Mode Field Diameter at 1310 nm

⁷ Fiber Codes are available for composite cables containing a wide variety of mixed fiber types within the same cable.

Call OCC Customer Service for the Fiber Code for your composite cable configuration.



ORDERING INFORMATION

SERIES		FIBER COUNT				JACKET TYPE	FIBER CODE			TIGHT BUFFER	JACKET COLOR	RATING
D	Z					D				9		R
1	2	3	4	5	6	7	8	9	10	11	12	

Box No:	1 – 2	Distribution Series Ultra-Fox = DZ
	3 – 5	Fiber count = 004-024
	6	Jacket type: Indoor/Outdoor PVC = D
	7 – 9	Fiber type: (See table above)
	10	Ultra-Fox fiber with 900µm tight-buffer = 9
	11	Standard jacket color: Any Fiber Type: Black = K Multimode (WLS): Orange = O 10 Gigabit multimode (ALT, ALE): Aqua = Q Single-mode (SLX): Yellow = Y
	12	Rating: Riser = R

Example: 12 - ber indoor/outdoor riser cable using Laser Ultra-Fox™ Low water peak, bend insensitive, single-mode ber, riser rated, yellow jacket

D	Z	0	1	2	D	S	L	X	9	Y	R
---	---	---	---	---	---	---	---	---	---	---	---